

Cozy Classroom

Connectedness and Helping



Learning & Activity Packet 4



Dear Educators

Welcome to the Learning & Activity Packet we have prepared to extend the thinking and learning that were explored in our Cozy Corner offering! Cozy Arts believes that learning is something that happens together, and we are excited to learn with you. This resource is appropriate for use with individual students, small groups, or your whole class.

In this packet, we explore the themes of community and helping. As you saw in “Mr. Cuddles is Missing!” it takes a community to get something important done. We also learned that being connected with others fuels our desire to help each other out.

Our philosophy of “learning together” is built on the principles of Feelings, Friendship, and Fairness. Growing out of these principles, the activities that we present to you in this packet support the development of crucial social-emotional skills in tangible ways. Understanding that your classroom and school are communities in themselves, our activities provide concrete connections to other people, to the larger community, and are oriented towards justice in ways that children can easily understand. If you want to know more about our learning philosophy, please visit [LEARN WITH US.](#)

Each Learning & Activity Packet contains arts-based projects, ideas, conversation prompts, book suggestions, and resources - all thoughtfully crafted and collected to support and extend the learning that began with Rory and our other Cozy Corner friends. There are clear links between these activities and the Massachusetts Primary School Learning Standards - particularly History and Social Sciences Framework Topics such as Kindergarten - Civics: Classroom Citizenship, and Grade 1 - Leadership, Cooperation, Unity and Diversity. We encourage you to make even more connections.

We would like to build a learning community with you and your classroom, so please share your input and suggestions about different activities and conversations you have about connectedness, community, and helping! We also invite you to send us photos and stories of you and your class putting this learning into action. Email them to share@cozyarts.org and we will share them on our website!

On behalf of the Cozy Arts community, I want to thank you for joining us on this journey,

A handwritten signature in grey ink that reads "Faye Dupras".

Faye Dupras
Founder / Artistic Director

KID'S COZY COMIC!

An interactive letter for children



COZY WORDS

Cozy Corner is informed by the qualities of kindness, empathy, respect, fairness, equity, and trust. The words we use are important and shape the ways in which we behave in the world around us. Here is a list of words you will hear often in Cozy Corner, and our interpretations of them:

LOVE | as a core quality that inspires positive actions and attributes

FRIENDSHIP | an expression of love for others, an infinite resource

CURIOSITY | fuels learning and helps us expand beyond what we know

GENEROSITY | a quality of the heart that involves being present with, and open to, others

WELCOMING | an action of expanding our nucleus of friendship to include all peoples, both familiar and less familiar to us

COMMUNITY | a group of people working together towards common goals

THEME WORDS

CONNECTEDNESS | “my wellbeing is connected to your wellbeing” - a healthy community requires that we are kind, generous, and attentive to each other

HELPFULNESS | being of service to one another

WHAT DO YOU THINK . . .


prompts for conversation, drama, and drawing

- How did Rory feel when Mr. Cuddles was lost?
- How do you feel when you lose something you love?
- How did the Cozy Corner friends help Rory?
- How does it feel to help someone? How does it feel to be helped?
- What did Rory do to feel better?
- What do you do to make yourself feel better when you are sad?
- How did Rory feel when Rory learned that everyone was helping?

[Write us a letter](#) with your questions about Cozy Corner and we will write you back!

COZY BOOKS

Working with a team of children’s librarians, we’ve created lists of picture books that support and enhance each of the Cozy Corner episodes. These books represent some of the best in children’s literature, with exciting stories and beautiful illustrations. They will enrich your students’ language skills and visual literacy, and provide opportunities for students to explore thoughts, ideas, and feelings.



LUBAYA'S QUIET ROAR

2020
By: Marilyn Nelson
Illustrated by:
Philomena Williamson
Ages: 3 – 7


Lubaya is happiest when she draws. She creates pictures on the backs of her parents' old protest posters. When upsetting news shouts into their living room, her parents need the posters again.



JUST ASK

2019
By: Sonja Sotomayor
Illustrated by: Rafael López
Ages: 5 – 9


A group of children work together to plant a garden. Each child does something different to contribute to the garden, reflecting their different abilities.



A SICK DAY FOR AMOS MCGEE

2010
By: Philip Stead
Illustrated by: Erin E. Stead
Ages: 4 – 8


Everyday Amos McGee spends time with each of his animal friends at the zoo, running races with the tortoise, keeping the shy penguin company, and even reading bedtime stories to the owl. When Amos is too sick to make it to the zoo, his animal friends decide it's time they returned the favor.



POKKO AND THE DRUM

2019
Author: Matthew Forsythe
Ages: 3 – 6


When Pokko receives a drum all conversations inside her house are drowned out by her playing. Pokko is sent outside where her playing causes a number of forest creatures to join in.



THANKS TO THE ANIMALS

2005
By: Allen Sockabasin
Illustrated by: Rebekah Raye
Ages: 3 – 7

When Little Zoo Sap’s family moves from their summer home on the coast Zoo Sap falls off of the sled unnoticed. The forest animals hear his cries and circle round, keeping him warm and safe until his father comes back to find him.



SAY SOMETHING

2019
By: Peter Reynolds
Illustrated by: Philomena Williamson
Ages: 4 – 9

Reynolds explores the many ways that a single voice can make a difference. Each of us, each and every day, have the chance to say something: with our actions, our words, and our voices.

While each book has a suggested age range, we recommend that you read a book before sharing it with your class. A specific book may not be suitable for all students.

COZY ACTIVITIES



MAP of CONNECTIONS

In this activity, inspired by the song “We’re All Connected,” students brainstorm a list of people who they could ask for help with something, and a second list of people who could ask them for help. Students then draw or write the names of these people on a piece of paper and connect them with lines or arrows. This activity can help us see the ways that we are connected.

MATERIALS

Paper, Drawing/Writing Tools (at least 3 different colors)
Listening Ears, Imagining Mind, and Connected Heart!

INSTRUCTIONS

1. Gather your materials.
2. Watch Mr. Cuddles is Missing or listen to the song [“We’re All Connected.”](#)
3. In one corner of the paper, have students draw or write a list of people who they can ask for help. In the opposite corner of the paper, have students draw or write a list of people who can ask them for help. * Notice if there are people who are on both lists!
4. Using the same paper, or new paper if additional space is needed, students draw a picture of themselves, or write their name, in the middle of the paper.
5. Students redraw or re-write the people on their lists all around their picture/name
6. Using one color, students draw lines to connect their picture/name to all the people that they can ask for help.
7. Using a different color, students draw lines to connect their picture/name with all the people that can ask them for help.

You have now mapped out some of your connections!



STORYTELLING

In this activity, students work together to build a story. They can create an adventure story, making sure to include all the people who helped along the way. This activity is best done in small groups.

Example of collective storytelling please visit: [Imagination Station](#)

MATERIALS

Small groups of storytellers
Your Imagination!

INSTRUCTIONS

1. Separate the class into small groups of 3 to 6 students.
2. In their groups, students will decide on the order of storytellers, making sure that each person is included and will get a turn.
3. Taking turns, each student makes up a part of the story - this can be word by word; sentence by sentence; or action by action!
4. Encourage students to listen very carefully to each other's contributions.
5. Remind students to pay attention to the different characters who appear and help in their story. Ask them to think about how and why they offer their help, and how are they connected to each other.
6. Students continue to take turns until their story or adventure is done!

PROMPTS

You can choose to brainstorm a list of story prompts beforehand. Here are some ideas to help get you started:

- a journey to find a treasure
- searching for the most delicious pizza in town
- finding a magical book in the library
- traveling back in time to study dinosaurs

For some extra fun write them down on individual pieces of paper, fold them up, and put them in hat or box. Now close your eyes and pick one - no peeking!

After their stories are complete, students can draw the different characters that they created, or illustrate their whole adventure!



MEANINGFUL MESSAGE POSTERS

In this activity, students will make a poster about something that is happening that is important to them. Students can work individually, in small groups, or as a whole class. You can then put the posters up on your classroom walls or in the windows, in the halls of your school, or out in your community.

Recommended reading: [Lubaya's Quiet Roar](#) (2020), by Marilyn Nelson.

MATERIALS

Paper for rough drafts and for the final posters - any size can be used
Writing or drawing utensils, and/or paints and paintbrushes
Ideas about issues that are important to you and for your community

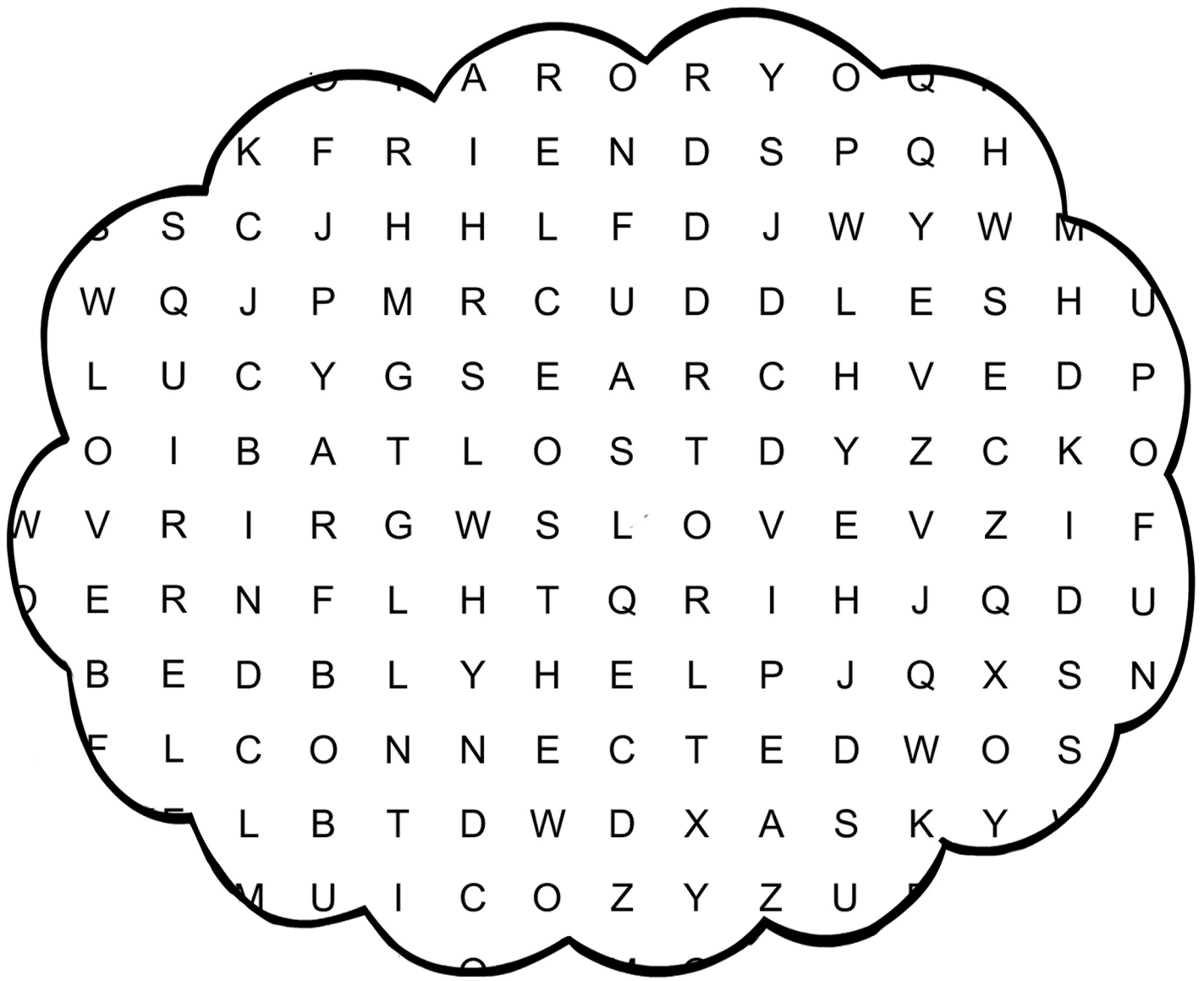
INSTRUCTIONS

1. Decide on whether your students do this activity as individuals, in small groups, or as a whole class. We recommend doing it in small groups, as an opportunity for students to work together and make collective choices.
2. As a class, discuss what issues are important to the students and for your community. Make a list of all the important issues.
3. Each group or individual will select an issue from the list that is important to them to focus on for their posters.
4. Brainstorm words, slogans, and symbols related to the issues you have chosen, and make some rough drafts or mock-up posters
5. Paint or draw your posters. Make them big, bold and beautiful!
6. In small groups or as a class, decide where you will hang your posters. To make these decisions, some helpful questions to ask might be:
 - a. Who is this issue important to?
 - b. Who do we want to share this message with?
 - c. Who needs to see this?
7. Hang your posters! If you put them up in the community, make sure that you ask for permission if necessary. Remember, public space is for the people!

Get your Meaningful Messages out into the world!

We look forward to seeing what you create. Remember to [share your work](#) with us!





MR. CUDDLES
 LOST
 ASK
 HELP
 CONNECTED
 FRIENDS
 SEARCH
 LOVE